

Fabrics & Fashion Revue and Appropriate Dress



Caddo County 4-H

*Patterns or instructions are available from the Caddo County OSU Extension Center.

Fabrics & Fashion Revue



?

✂ The 4-H Fabrics & Fashion Revue is where 4-Hers enter garments they have sewn.

✂ Must exhibit skill in selecting appropriate fabric, patterns, and notions in order to construct a garment which meets high quality standards.

✂ 4-H member's age division is based on their age as of January 1 of this year.

Please read this information carefully.

✂ 4-Hers can enter in two (2) Fabrics & Fashion classes or one (1) Fabrics & Fashion and one (1) Appropriate Dress category.

Beginning Level (Ages 9-11) **Simple Construction**

✂ One pillow case*

✂ Laundry bag*

✂ Chef & work apron*

✂ Item or simple garment made of polar fleece

Moderately Difficult Construction

✂ Tote bag*

✂ Skirt w/elastic waist

✂ Shorts w/elastic waist

Difficult Construction

✂ Simple two-piece active sportswear with no collars and no set-in sleeves

✂ Simple curtains

✂ Simple garment bag* (has been dropped from State Fair Entries)

Fun Construction

✂ Decorated, ready-made shirt, using fusible web, fabric scraps, trims, buttons, or paints. Paints may be used in addition to one or more of the above

✂ Pot holder or hot mat

Poster (must be on 14"x 22" posterboard)

✂ Label the parts of the sewing machine

✂ Illustrate & label up to ten (10) items needed in a basic sewing kit

Sample Notebook

✂ Consist of nine (9) sample cards (available at Ext. Office). Samples must be attached to the card & inserted in a three-ring notebook*

*Patterns or instructions are available from the Caddo County OSU Extension Center.

Intermediate Level (Ages 12-14)

Simple Construction

- ✂ Bathrobe
- ✂ Pull-on top & coordinating bottom w/elastic waist (shorts, pants or skirt)
- ✂ Blanket w/binding (human or animal)

Moderately Difficult Construction

- ✂ Shorts, pants, skirt or culottes w/waistband
- ✂ Item made of Polar Fleece
- ✂ Duffel bag w/end pieces (has been dropped from State Fair Entries)
- ✂ One-piece dress or jumpsuit (has been dropped from State Fair Entries)

Difficult Construction

- ✂ Two-piece garment, using one (1) of the techniques from the intermediate level sample notebook* Attach a 3x5 card indicating technique used
- ✂ Any non-clothing item, using one of the techniques from the intermediate level sample notebook* Attach a 3x5 card indicating technique used

Fun Construction

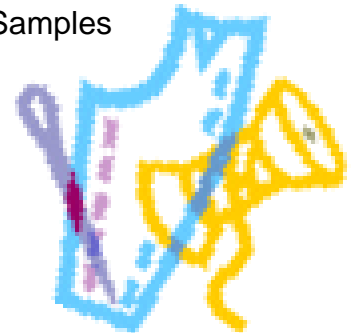
- ✂ Recycle a garment (must include "before" picture & cost sheet)
- ✂ Garment decorated using one (1) or more of the following techniques: machine decorative stitch, flat braid, sew-on appliques, hand embroidery or any other sewing techniques (attach a 3x5 card indicating technique used)
- ✂ Sewn item related to another project (attach a 3x5 card telling how the item will be used w/the other project)

Poster (must be on 14"x 22" posterboard)

- ✂ Cost comparison of ready-made & home-sewn garment similar in fabric & design
- ✂ Pattern w/three (3) appropriate fabric samples. Tell why fabric is appropriate on attached sheet of plain paper.
- ✂ Five (5) fabric weave samples w/fiber content specified: to include knit, plain weave, satin weave, twill weave & non-woven fabric

Sample Notebook

- ✂ Consists of twelve (12) sample cards (available at Ext. Office). Samples must be attached to the card & inserted in a three-ring notebook*



*Patterns or instructions are available from the Caddo County OSU Extension Center.

Advanced Level (Ages 15-19)

Simple Construction

- ✂ Item made with Polar Fleece
- ✂ One piece of specialty luggage or accessory not exhibited before (boot bag, ski bag, etc.) (has been dropped from State Fair Entries)
- ✂ Special activity garments (biking, aerobics, swimwear, etc.) (has been dropped from State Fair Entries)
- ✂ Two-piece ensemble, using one (1) of the techniques from the advanced level notebook* Attach a 3x5 card indicating technique used.

Moderately Difficult Construction

- ✂ Lined skirt, pants or jacket
- ✂ Unlined raincoat, poncho or slicker, using fabric suitable for rainwear (rip-stop nylon, Scotchguard poplin, etc.) (has been dropped from State Fair Entries)
- ✂ Unlined garment
- ✂ Backpack, Day Pack, or Fanny Pack (has been dropped from State Fair Entries)

Difficult Construction

- ✂ Coat, lined or unlined
- ✂ Lined suit or dress
- ✂ Special occasion garment (prom dress, English riding clothes, etc.)
- ✂ Item or garment from specialty fabric (leather, ultrasuede, fur, Gore-tex, etc.) (has been dropped from State Fair Entries)

Fun Construction

- ✂ Two-piece travel accessories set (jewelry case, shaving bag, etc.)
- ✂ Garment constructed from another textile product (blanket, towel, sheet, etc.)
- ✂ Recycled item (not entered before) Attach "before" picture & cost sheet
- ✂ Embellished garment (not entered before) Can be ready-made or hand-made

Educational Display (must be 3'x3')

- ✂ Report on project involving clothing for a special situation (ex: protective clothing for industrial use or use w/pesticides)
- ✂ Self-determined report (ex: report on specialized clothing for handicapped)

Sample Notebook

- ✂ Consists of fifteen (15) sample cards (available at Ext. Office). Samples must be attached to the card & inserted in a three-ring notebook*



*Patterns or instructions are available from the Caddo County OSU Extension Center.

Appropriate Dress

Rules:

- ★ Choose classic styles rather than fads.
- ★ Classes will be judged on how well the individual's attire meets the category.
- ★ Good grooming (clean & pressed clothing, polished shoes, clean hair & nails), posture & a pleasant attitude will be considered by the judges as they make their selections.
- ★ An outfit cannot be entered in more than one category.
- ★ 4-Hers can enter in two (2) appropriate dress classes or one (1) appropriate dress and one (1) Fabrics & Fashion category.

Age Divisions

4th grade

5th grade

6th grade

7th & 8th grades


9th grade & above

Categories

CLASS 1 School Wear

Washable, regular school day apparel

- ★ **Tops**-Knits or woven, sleeveless, short or long sleeves, pullover sweater, cardigan or vest
- ★ **Jeans, slacks, skirts, or shorts** (no short shorts or skirts) May include split skirts or skorts
- ★ **Dresses** (not dressy) **Jumpsuits, or Overalls**
- ★ **Belts**-Should be worn if belt loops are visible
- ★ **Socks or Hosiery**-Socks & hosiery should coordinate. Do not have to wear socks w/sandals.
- ★ **Shoes**-Jogging, tennis, casual, sandals



CLASS 2 Active Sportswear

- ★ Should be appropriate for specific activity, such as jogging, skiing, cycling, etc.
- ★ **Team Uniforms**-Not considered appropriate (No basketball, cheerleading, football, etc. uniforms) These will not be judged.
- ★ **Suits**-Windsuits, ski suits, shorts w/coordinating tops, riding apparel, tennis skirt or shorts w/ matching top
- ★ **Shoes**-Should be appropriate for the activity. **Socks** should coordinate w/ outfit or shoes
- ★ **Belts**- Should be worn if loops are visible
- ★ **Hats & Caps**-Optional



CLASS 3 Casual Western Wear

For rodeos, western events, school, etc.


- ★ **Western Shirt**-Short or long sleeves
- ★ **Western Jeans**- Jean-cut or slack-type
- ★ **Western Belts**-Leather, nylon, concho belts
- ★ **Western Boots**-Riding or walking heel
- ★ **Western Dresses, Casual Western Skirts**
- ★ **Optional Items**-Western hat, western vest



CLASS 4 Casual Sportswear

For movies, dates, etc. Dressier than School Wear (Class 1).


- ★ **Pants**-Slacks, pleated pants, no jeans
- ★ **Skirts**-Pleated skirts, straight skirts, etc.
- ★ **Walking Shorts or Split Skirts**
- ★ **Dresses**-casual, not dressy
- ★ **Tops**-Sweaters, nice shirts, blouses, vests or jackets
- ★ **Belts**-Should be worn if loops are visible
- ★ **Shoes**-Loafers, flats or low cut tennis shoes
- ★ **Socks**-Should coordinate w/outfit or shoes



CLASS 5 Dress Wear

For church, parties, or dressy occasions

- ★ **Suits & Western Suits** -Matched jacket & pants or skirt
- ★ **Blazer or Jacket**- With pants or skirt in coordinating color & pattern
- ★ **Tailored dress**-Street length, long or short sleeved
- ★ **Church or Special Occasion**-One or two piece (of coordinating fabric), street length (not miniskirts or formal length)
- ★ **Ties**- Required for boys
- ★ **Belts**-Should be worn if loops are visible
- ★ **Socks & Hosiery**-Boys should wear dark socks that coordinate w/ shoes & blend w/ slacks. Girls should wear hose
- ★ **Dress Shoes**- Boys: Wing tips, laceups, dress loafers, leather or leather-looking soles. Girls: Flats, pumps, or dress sandals



CLASS 6 Formal Wear (9th & Above Only)

For formals, proms, etc.

- ★ **Suits and Tuxedos**-Must be dressier than Dress Wear and only worn in one category. Ties are required
- ★ **Dresses**-Short, tea length, or long
- ★ **Socks & Hosiery**-Should coordinate w/outfit
- ★ **Dress Shoes**-Girls: Coordinating pumps, dress sandals or flats. Boys: coordinate with leather look soles





The Oklahoma Cooperative Extension Service offers its programs to all eligible persons regardless of race, color, national origin, sex, religion, age, disability, or status as a veteran and is an equal opportunity employer.